


Zeblaze Vibe 7 User Manual



Please make a full charge before using it.
APP:Da Fit


1. Download & Pairing

- 1.1 Long press OPEN key over 3 seconds for turning on
- 1.2 Scan the QR code and install the Da Fit App or download the Da Fit App from App Store, Google Player and install it

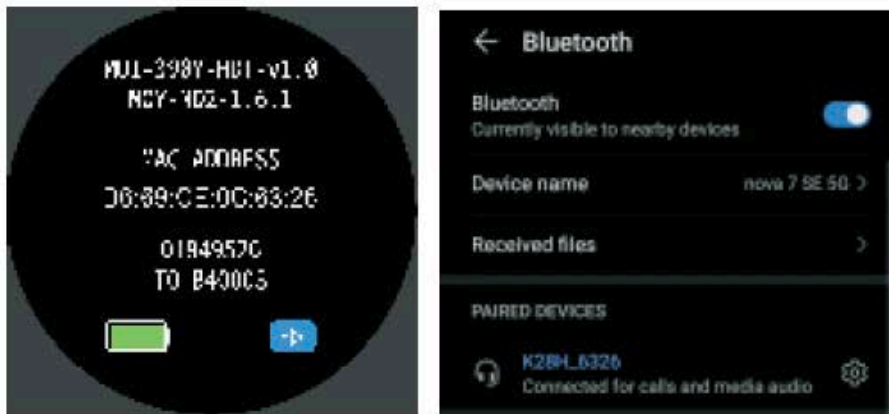


Compatible system version: Android 4.4 and above, iOS 8.0 and above

- 1.3 Open the Da Fit App, allow all the permission and add device
- Step 1: Turn on the Bluetooth of your mobile phone
Step 2: Open Da Fit App
Step 3: Click "Add A device" and pair it



Step4: Check watch menu "about" MAC address last four number like "5994", then go mobile phone "setting-bluetooth" to search the same bluetooth name with last 4 numbers "5994" to finish BT connection as below operation.



2. Functions on Smart Watch

2.1 Time interface

2.1.1 Power on: Long press OPEN key for 3 seconds

2.1.2 Power off: Long press OPEN key for 3 seconds, click "√" to turn off

2.1.3 Change watch face: Long press the screen over 3 seconds, there are 5 built-in watch faces for choosing

2.2 Function menu

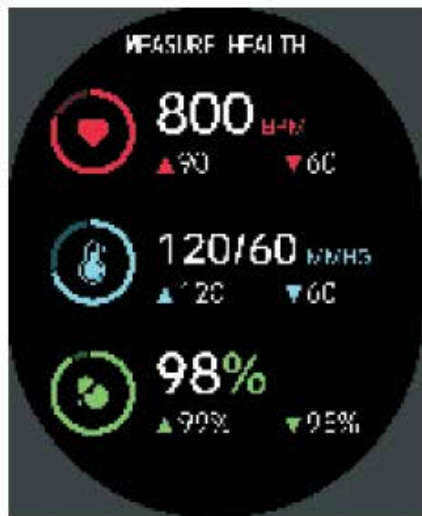
2.2.1 Steps counter

2.2.2 Sleep tracker (20:00 PM to 10:00 AM)

2.2.3 Exercise



- 2.2.4 Heart rate detection
- 2.2.5 Blood Pressure detection
- 2.2.6 Blood Oxygen detection



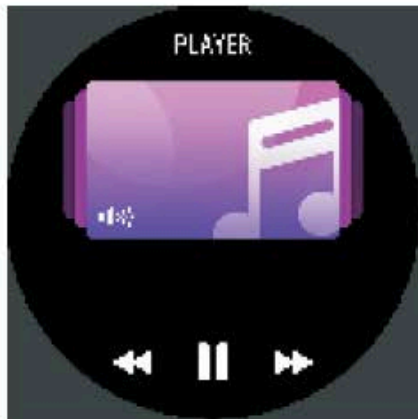
2.2.7 Weather



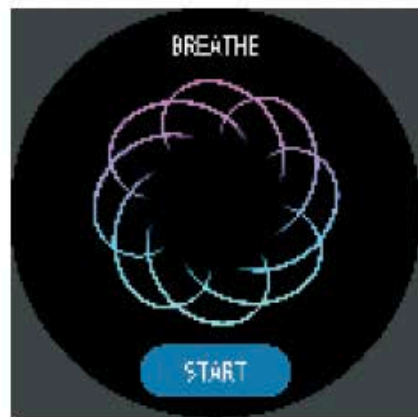
2.2.8 Shutter



2.2.9 Music control



2.2.10 Breathing training



2.2.11 Message Notification

The smart notification function of the smart watch relies on the notification bar of the mobile phone to work, please make sure you have allowed all permissions and the Da Fit App is running in the background

2.2.12 Stopwatch

2.2.13 Alarm clock

2.2.14 Timer

2.2.15 Others

(Brightness, Vibration, Theater, Dial Switch, Reset, Power button, About)

3. Pop-up Menu (Slide down screen from main watch dial)

3.1 BT Calling Switch

3.2 About

3.3 Menu view

3.4 Vibration

3.5 Brightness

3.6 Setting



4. Functions on Da Fit App

4.1 Data sync

All the measured data from smart watch will be sync on Da Fit App automatically (including steps, sleep, heart rate, blood pressure, blood oxygen, training)

4.2 Watch faces

Over 100 watch faces for choosing, you could download and custom watch face on Da Fit App



4.3 Notifications

Turn on the switch to sync related information to smartwatch (Phone, Messages, Facebook, Twitter, WhatsApp, WaChat, Instagram, Skype, KakaoTalk, Line, Others)

The smart notification function of the smart watch relies on the notification bar of the mobile phone to work, please make sure you have allowed all permissions and the Da Fit App is running in the background

4.4 Alarm Clock

4.5 Shutter

4.6 Others

- A. Find device
- B. Time formats
- C. Reminders to move
- D. Full-day heart rate
- E. Do not disturb
- F. Language
- G. Unit format

H. Auto lock time setting

I. Reset

J. Quick view

K. Drink water reminder

L. Weather

Please turn on the weather report button and enter your city on Da Fit App

M. Physiological cycle reminder